













# Triplex Cleatformer®

## For Standard Square Duct Rollforming

	Rolls		Capacity	Approx. Material Used	Size
	Drive cleat rolls		20-26 gauge	2-1/8"	1-1/8" Width
	Pittsburgh lock rolls		20-28 gauge	1"	5/16" Pocket
	Double seam rolls (type S)		22-28 gauge	1-1/8"	3/8" Seam
	Double seam rolls (type L)		16-20 gauge	1-1/4"	7/16" Seam
	Right angle flange rolls		16-24 gauge	up to 7/16"	up to 7/16" High
	Standing seam rolls		18-20 gauge	2-1/8"	3/4" High
	Combination 3-in. rolls with special guide	Right angle flange	22-26 gauge	1/2"	1/2" Height
		Standing seam	22-26 gauge	1-1/8"	5/8" Seam
		T-Connection	22-26 gauge	1-3/4"	5/8" Seam
	Boot or adapter clip		26-30 gauge	2-1/8" - 2-1/4"	1" Width
	Button punch snap lock		24-30 gauge	1-9/16"	1/2" Pocket
	Hem rolls		20-24 gauge	1/4, 3/8, 1/2"	1/4, 3/8, 1/2"